

Project: _____ Item: _____



DLYFDN-C6

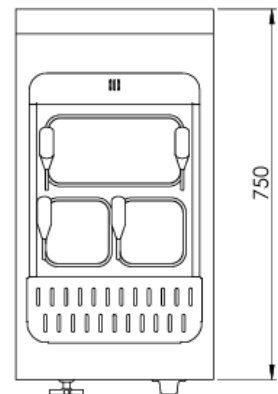
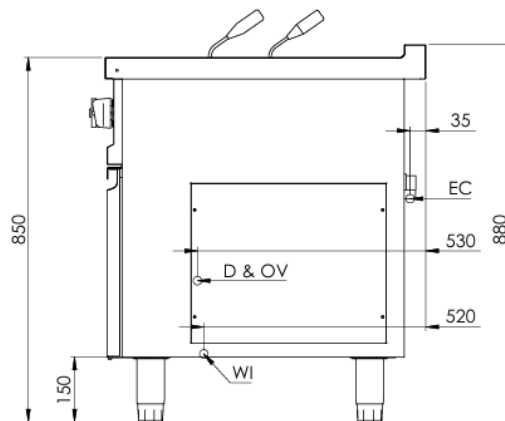
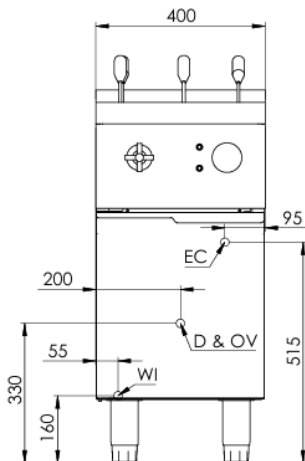
Standard Features:

- AISI grade stainless steel
- Heavy duty complete stainless steel cabinet frame
- Stainless steel constructed tank - 2mm Thick
- In-built water overflow helps remove water impurities
- Direct basket heating elements provide precise heat dispersion
- Built-in thermal insulation layer saves energy and improves efficiency
- Temperature range: 0°C - 100°C
- 25L water capacity
- Manually operated water spindle to control integrated tank faucet
- False base provides direct burst boiling to each individual basket
- Rotary control knob to adjust desired temperature setting
- Red and green operation indicators
- Pasta baskets provided
- Tank dimensions: 375mm D x 320mm W x 175mm H (Height is measured from the base to the top of the tank)

Options:

- SCCP - Colored Control Panel
- SCCS - Non-swivel rear castors - Set of two
- SCPK - Plinth Kit

Specifications:



MODEL	LENGTH (mm)	DEPTH (mm)	HEIGHT (mm)	NET WEIGHT (kg)
DLYFDN-C6	400	750	880	50

Connections:

ELECTRICAL CONNECTION (EC)	WATER (WI) (BSP)	TANK DRAIN (D) OVERFLOW (OV)	ELECTRICAL SUPPLY REQUIREMENTS				
			VOLTAGE (V)	TYPE	FREQUENCY (Hz)	POWER (kW)	L1, L2, L3 AMPS (A)
Hard Wired	1/2" (M)	1" (F)	415	3P+E	50/60	6	9

- **Must** be installed by an authorised installer in accordance to **AS/NZS 3000** refer to current version

Due to ongoing Product Development, Product Improvement and Research, B+S Commercial Kitchens reserves the right to alter specifications and the design of the product without notice.

Electromagnetic Compatibility: AS/NZS CISPR 14.1